



 **SPECIALTY  
LAMINATES**  
THERMALLY FUSED LAMINATE

[WWW.SPECIALTYLAMINATES.COM](http://WWW.SPECIALTYLAMINATES.COM)



## AT SPECIALTY LAMINATES, THE POSSIBILITIES ARE ENDLESS

With two unique TFL collections, we are able to offer our customers the latest color trends and textures that will keep you looking modern and timeless, all while maintaining the same great quality that Specialty Laminates has to offer.



## APPLICATIONS

- |                             |                                |
|-----------------------------|--------------------------------|
| Office Furniture            | Healthcare                     |
| Closet Systems Components   | Hospitality                    |
| Store Fixtures and Cabinets | Commercial and Retail Settings |
| Residential                 | Single and Multi Family Homes  |



## HOW TO SPECIFY

To help ensure that we produce the right product for you, please specify the following when placing an order:

**FINISH:** \_\_\_\_\_

**SUBSTRATE:** (PARTICLEBOARD / MDF / COMBINATION CORE) \_\_\_\_\_

**TFL CODE:** \_\_\_\_\_

**SIZE:** \_\_\_\_\_

**THICKNESS:** \_\_\_\_\_

## SHEET SIZES AND THICKNESS AVAILABLE

4' width x 6\*, 8, 9, 10 lengths

1/4" | 3/8" | 1/2" | 5/8" | 3/4" | 7/8" | 1" | 1 1/8" | 1 3/16" | 1 1/4" | 1 1/2"

5' width x 6\*, 8, 9, 10 lengths

1/4" | 3/8" | 1/2" | 5/8" | 3/4" | 7/8" | 1" | 1 1/8" | 1 3/16" | 1 1/4" | 1 1/2"

\*only offered in Specialty Laminates USA

## FINISH OPTIONS


- |          |              |              |
|----------|--------------|--------------|
| Crystal* | Loft         | Natural Wood |
| Suede    | Metropolitan | Ultramatte   |

\*only offered in Specialty Laminates Canada



A collection that is contemporary yet timeless, the Classic TFL Collection features colours that are traditional and distinctive. Leaving a lasting impression, this collection is designed to stay with you

WOODGRAIN TFL



Meticulously selected with our customers in mind, our Woodgrain TFL Collection is one of our most popular decorative panel solutions. Each design is rich in character, creating a refined elegance in any space

SPECIFICATIONS

PANEL THICKNESS	1/4 to 1 1/2	6mm to 38mm
PANEL FORMAT	48 x 97 61 x 97 61 x 121	245mm x 2464mm 1550mm x 2464mm 1550mm x 307333
SUBSTRATE OPTIONS	Spec Lam Spec Ply	Spec Green Spec MDF
CERTIFICATIONS	CARB II FSC	NAF TSCA Title VI



SP 300  
HARDROCK MAPLE



SP 302  
NATURAL MAPLE




SP 306  
CHAPEL HILL MAPLE




SP 614  
CANDLELIGHT APPLE




SP 474  
STOCKHOLM WALNUT




SP 600  
COGNAC




SP 407  
BLOOMING CHERRY




SP 610  
AFRICAN WALNUT



SP 664  
CAMBRIDGE CLASSIC



SP 618  
CORDOBA PINE




SP 606  
CHOCOLATE PEAR




SP 663  
CAMBRIDGE BRONZE




SP 510  
RIFT GREY OAK




SP 657  
QUEENS OAK




SP 441  
VOLCANO ASH



SP 659  
CHOCOLATE WISP



SP 476  
MOONSTONE DARK



SP 643  
SANDWOOD



SP 655  
PALMWOOD



SP 472  
OSLO DARK OAK



SP 473  
OSLO LIGHT OAK




SP 682  
CALM HORIZON




SP 683  
SAND SHOAL




SP 477  
MOONSTONE MEDIUM





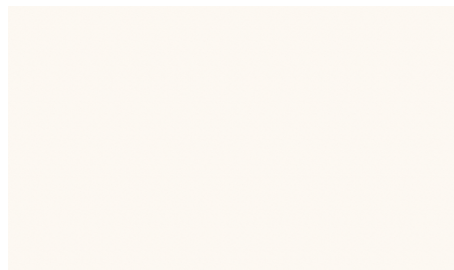
Add a modern and luxurious feel to any space with our Solid TFL Collection. Smooth-to-the-touch, these bold colours will provide you with a simple yet stylish alternative to Woodgrains and Abstracts. This collection will ensure your space never goes out of style.




SP 100  
GALAXY WHITE




SP 101  
GLACIER WHITE




SP 447  
EASTERN WHITE




SP 103  
ANTIQUÉ WHITE




SP 200  
ALMOND




SP 201  
FOLKSTONE



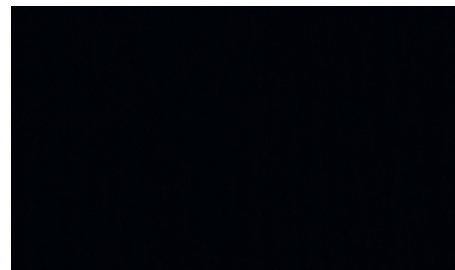
SP 202  
FOG GREY



SP 462  
STORM GREY



SP 204  
CHARCOAL GREY




SP 205  
BLACK

SPECIFICATIONS

PANEL THICKNESS	1/4 to 1 1/2	6mm to 38mm
PANEL FORMAT	48 x 97 61 x 97 61 x 121	245mm x 2464mm 1550mm x 2464mm 1550mm x 307333
SUBSTRATE OPTIONS	Spec Lam Spec Ply	Spec Green Spec MDF
CERTIFICATIONS	CARB II FSC	NAF TSCA Title VI





Make a statement with our Abstract TFL Collection. Designed to make your space stand out, this collection was created with innovators in mind. A highly customizable collection which will elevate your project to new levels. Our Abstract Collection draws on industrial design elements to give projects a multidimensional look and feel.




SP 670  
SKYLINE DAWN




SP 687  
PLATINUM GLANCE



SP 671  
SKYLINE DUSK




SP 686  
SILVER GLANCE




SP 703  
BRUSHED METAL



SP 669  
SKYLINE DARK



SP 685  
LEAD GLANCE



SP 656  
CAULDREN

SPECIFICATIONS

PANEL THICKNESS	1/4 to 1 1/2	6mm to 38mm
PANEL FORMAT	48 x 97 61 x 97 61 x 121	245mm x 2464mm 1550mm x 2464mm 1550mm x 307333
SUBSTRATE OPTIONS	Spec Lam Spec Ply	Spec Green Spec MDF
CERTIFICATIONS	CARB II FSC	NAF TSCA Title VI







**LIFESTYLETFL™**


A textured TFL line manufactured exclusively by Specialty Laminates. This collection was created with designers in mind.



**loft™**


loft™ unique texture and woodgrain structure offers a modern elegance and refined feel. Meticulously crafted to represent a panel that is heavy in character and mimics the sought after look and feel of sawn timber.

loft™ utilizes multiple gloss levels with randomly placed cross-grain cuts along the length and width of each panel surface to pronounce the sawn timber texture. The non-directional nature of the loft texture ensures that each panel is extremely versatile and attractive in both horizontal and vertical grain appearance.



**SPECIFICATIONS**


<b>PANEL THICKNESS</b>	1/4 to 1 1/2	6mm to 38mm
<b>PANEL FORMAT</b>	48 x 97 61 x 97 61 x 121	245mm x 2464mm 1550mm x 2464mm 1550mm x 307333
<b>SUBSTRATE OPTIONS</b>	Spec Lam Spec Ply	Spec Green Spec MDF
<b>CERTIFICATIONS</b>	CARB II FSC	NAF TSCA Title VI



**LIFE 687  
PLAINUM GLANCE**




**LIFE 669  
SKYLINE DARK**




**LIFE 686  
SILVER GLANCE**



**LIFE 671  
SKYLINE DUSK**



**LIFE 685  
LEAD GLANCE**



**LIFE 670  
SKYLINE DAWN**







Our metropolitan™ texture features a deeply embossed contemporary brushed surface that you can feel and see from any angle.

Our linear grain patterns are significantly enhanced by metropolitan's™ unique and rich texture.

metropolitan™ is ideally suited for vertical surfaces where you desire modern linear lines



**LIFE 520**  
**WHITE ASH**



**LIFE 660**  
**SILVER WISP**



**LIFE 662**  
**GREY WISP**



**LIFE 521**  
**WEATHERED ASH**



**LIFE 481**  
**LINEA MOONLIGHT**



**LIFE 479**  
**LINEA DAWN**



**LIFE 478**  
**LINEA DUSK**



**LIFE 480**  
**LINEA TWIGLIGHT**



**LIFE 482**  
**KINABULA TEAK**



**LIFE 666**  
**JACKSON BUFF**



**LIFE 665**  
**JACKSON BARN**



**LIFE 674**  
**STINSON UMBER**



**LIFE 673**  
**STINSON TRAIL**



**LIFE 483**  
**CHARLES BRIDGE**




**LIFE 672**  
**STINSON GRAY**



**LIFE 668**  
**PAPA'S LOFT**

## SPECIFICATIONS

<b>PANEL THICKNESS</b>	1/4 to 1 1/2	6mm to 38mm
<b>PANEL FORMAT</b>	48 x 97 61 x 97 61 x 121	245mm x 2464mm 1550mm x 2464mm 1550mm x 307333
<b>SUBSTRATE OPTIONS</b>	Spec Lam Spec Ply	Spec Green Spec MDF
<b>CERTIFICATIONS</b>	CARB II FSC	NAF TSCA Title VI






# natural wood™


Our naturalwood™ texture features a low - luster polish combined with a complex embossed “ticking” texture for a realistic wood grain effect.

naturalwood™ enhances both modern straight grain patterns as well as cathedral patterns in the most authentic way.


naturalwood™ is ideal for any surface where you desire the character of real wood veneer but demand the easy care attributes of thermally fused laminates (TFL)




**LIFE 667**  
NOCE MOSCATO



**LIFE 484**  
ALEXANDRIA WALNUT



**LIFE 680**  
SOUTHERN CATTAILS



**LIFE 475**  
HYGGE WALNUT



## SPECIFICATIONS


PANEL THICKNESS	1/4 to 1 1/2	6mm to 38mm
PANEL FORMAT	48 x 97 61 x 97 61 x 121	245mm x 2464mm 1550mm x 2464mm 1550mm x 307333
SUBSTRATE OPTIONS	Spec Lam Spec Ply	Spec Green Spec MDF
CERTIFICATIONS	CARB II FSC	NAF TSCA Title VI



# ultra matte™


As beautiful as it is durable, our contemporary ultra matte™ features an ultra smooth “soft to the touch” satin finish. ultra matte™ is a non reflective, low sheen finish that resists fingertips - requiring little maintenance.

ultra matte™ is ideally suited for vertical surfaces in both residential and commercial applications.




## SPECIFICATIONS


PANEL THICKNESS	1/4 to 1 1/2	6mm to 38mm
PANEL FORMAT	48 x 97 61 x 97 61 x 121	245mm x 2464mm 1550mm x 2464mm 1550mm x 307333
SUBSTRATE OPTIONS	Spec Lam Spec Ply	Spec Green Spec MDF
CERTIFICATIONS	CARB II FSC	NAF TSCA Title VI



**LIFE 485**  
ANGKOR ROOT



**LIFE 486**  
ANGKOR STONE



**LIFE 218**  
RUBY BEACH



**LIFE 487**  
METRO DARK GREY



**LIFE 488**  
METRO LIGHT GREY



**LIFE 202**  
FOG GREY





## HEAD OFFICE

Specialty Laminates Mfg. Ltd  
Bay B, 2624 54th Ave. SE  
Calgary, Alberta, Canada  
T2C 1R5  
O: 403 273 3088  
F: 403 569 0616  
info@specialtylaminates.ca

## LAMINATES SALES OFFICE

Specialty Laminates USA Inc.  
1730 West 5th Avenue  
Eugene, OR, USA  
97402  
O: 541 343 5386  
info@specialtylaminates.com

## PANELS SALES OFFICE

Specialty Panel Product USA Inc.  
77 North Garfield Street  
Eugene, OR, USA  
97402  
O: 541 343 5383  
info@specialtylaminates.com

[WWW.SPECIALTYLAMINATES.COM](http://WWW.SPECIALTYLAMINATES.COM)

